

SUPREME

WOODBURNING FIREPLACES



Supreme Plus shown in metallic black with classic louvers



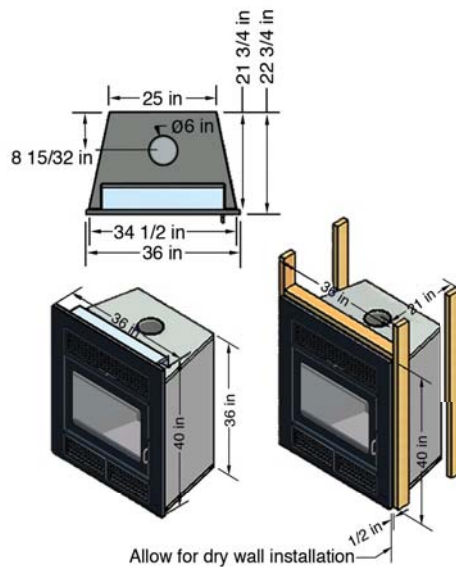
SUPREME PLUS

Supreme Plus shown in charcoal with diamond pattern grills

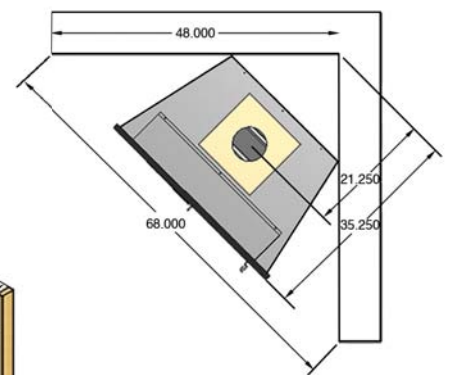
SPECIFICATIONS

Heat capacity:	2,500 square feet
Size of Firebox:	3.0 cubic feet
Efficiency:	76% (tested)
Weight:	200 pounds
Tested & Approved:	EPA 28 & 5G, UL 127-199 and CAN/ULC-S610-m87
Emissions:	7.0 g/hour
Burn Rate:	0.84 kg/hour
Log Size:	20 inches (maximum)
Patent No:	US 7,325,541 B2

FRAMING DIMENSIONS



CORNER INSTALLATION



Note: For US installation, the Supreme Plus needs to be raised at least 4 inches off the floor. Please refer to the installation manual for more information.

EXCLUSIVE FEATURES



SEALED ASH PAN

This large ash pan is sealed with a door gasket to prevent ashes and dust from infiltrating the room. This feature also provides an easy and a clean way to dispose of the ashes.




UNIQUE DOOR OPERATION

This ergonomic design is durable, user-friendly and allows the door to remain hermetically shut by means of a latch for a secure operation of the fireplace.



REMOVABLE ASH LIP

Clean and convenient – this removable accessory prevents the ashes from falling on the hearth.



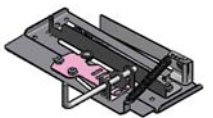
STAINLESS STEEL FIREBOX

Supreme has been building stainless steel fireboxes for over two decades because of its many benefits: quicker heat transfer, more durability and less maintenance.



CHIMNEY SWEEPING CAP

This unique feature allows for easy access when cleaning the chimney without having to remove any components of the fireplace.



PATENTED AUTOMATIC AIR CONTROL

This innovative mechanism provides automatic means to gradually reduce the combustion air to the user's preset setting. Patent No: US 7,325,541 B2

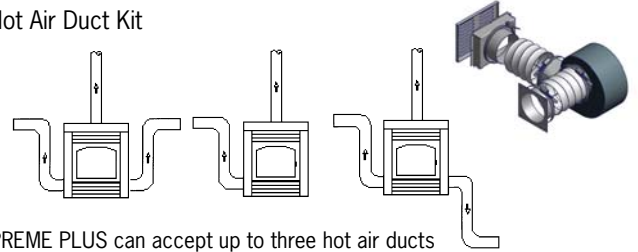


BLOWERS (125 CFM EACH)

The Supreme Plus comes equipped with two heat-activated blowers and a variable speed control that promotes the distribution of warm air into the room.

OPTIONS

- Fireplace available in metallic black or charcoal
- Comes completely assembled in two different styles: the classic louvers or the diamond pattern grills
- Can be installed inside a masonry chimney with a stainless steel liner
- Hot Air Duct Kit



SUPREME PLUS can accept up to three hot air ducts to heat rooms as far as 30 feet away. This option is ideal for sending warm air to the basement.

The SUPREME PLUS can be installed with the following chimneys:

- Super Pro (model SPR or ALT), 6"
- Supervent (model JSC or JM), 6"
- Selkirk (model Ultra Temp or CF Sentinel), 6"
- Security Chimneys (model Secure Temp ASHT or S-2100), 6"
- Oliver MacLeod (model HT 6000), 6"
- ICC (model Excel 2100-2), 6"
- DuraVent (model Duratech HT or Duraplus HTC), 6"
- Metal Fab (model Temp Gard, class A), 6"
- American Metal (model Ameritac HS or HSS), 6"

EASE OF OPERATION

The Supreme Plus has a unique and innovative design that calls for a quicker and easier way to start a fire. Just follow these simple steps and you will have a perfect fire every time.

- 1) Place two logs on the bottom of the fireplace
- 2) Add a firestarter on top of the two logs
- 3) Add two more logs on top of the firestarter
- 4) Activate the air control by pushing the handle inwards
- 5) Light the fire starter
- 6) Close the door



A wood burning fireplace is the centre of your home; an open invitation to come and gather and an irresistible enticement to stay, a hub where dreams are fashioned, where relationships blossom, and where memories are forged. Your wood burning fireplace charms all your senses, offers calm and serenity as it shuts out the hustle and bustle of everyday life.

Supreme, your provider of warmth, elegance, and reliability for over 30 years, is a convivial family owned business dedicated to its environmental responsibility, its customers, and its full line of products.

Our commitment to the environment is broad and all inclusive. It begins in our plant where, in accordance with our environmental policies and whenever it is possible, we choose materials and practices which are not harmful to the environment, and produce the highest quality EPA approved fireplaces and inserts, burning cleaner and producing far fewer emissions than ever before.

We are also dedicated to offering our customers a wonderful and seamless experience. We sell warmth, comfort and peace of mind, and fully propose the same kind of customer support through uncompromising quality, warm sophistication, and lifetime dependability. With this combined level of individual consideration and commitment we can guarantee that you will be and remain completely satisfied.

Our award winning products are of the highest quality, incorporate the most innovative designs and technologies, are guaranteed to be extremely user friendly and are backed by one of the best warranties in the business. Their sophisticated timeless beauty will delight you for years to come.

Join us, escape to your home, pause quietly by your hearth,
*"Dreaming the dreams of the most fortunate,
Warm and toasty...."* (Frances W Carlin, 2009)©

**SUPREME**

1-877-593-4722
info@supremem.com
www.supremem.com

Printed in Canada using recycled paper



Your dealer

